

Traveling on Light Rail? Pull out your smartphone!

You can now use major public transport payment apps on the Jerusalem Light Rail!



For more details: www.pti.org.il | *8787

Scan
and
go!

Easy
download,
registration
and
validation

Dear passengers,
We are happy to announce that as of November 30, 2021 / 26 Kislev 5782, public transport apps may be used on the Jerusalem Light Rail.

Choose from three payment apps:



- The apps are available in the Apple Store and on Google Play.
- The tariffs and terms of use are identical on all of the apps.
- All the apps are authorized by the Ministry of Transport.

Travel more, pay less!

Payment apps allow you to benefit from attractive rates calculated at the end of each calendar month. There is a fee cap for each day, calculated according to the distance you travel by bus and/or light rail. At the end of the month, the app calculates all the journeys you have taken. Use the app to get a discount of up to 75% on your travel costs. For more about fare calculations and discounts, visit the Ministry of Transport website.

All apps are easy to use on your smartphone

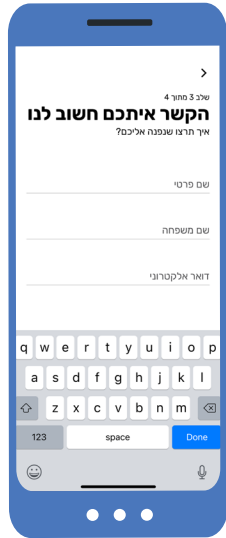
Choose one of the 3 apps and download it from the app store.



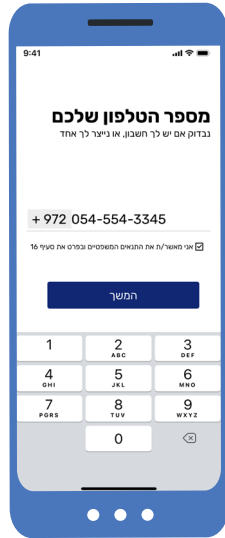
Registration: Fill in the fields and add your credit card details.

Register

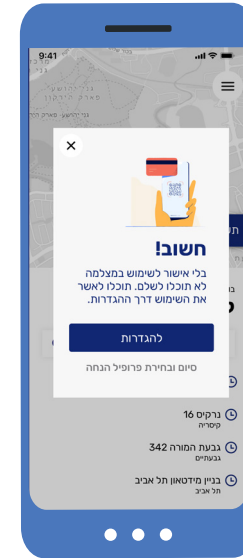
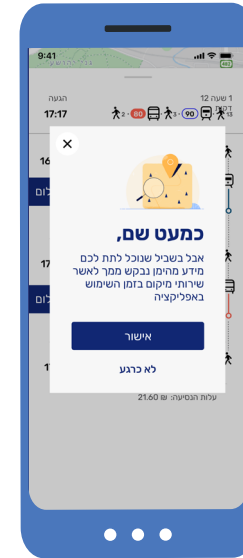
Allow location services and camera access



Fill in your personal details




Fill in your telephone number and receive a validation code



Fill in your credit card details



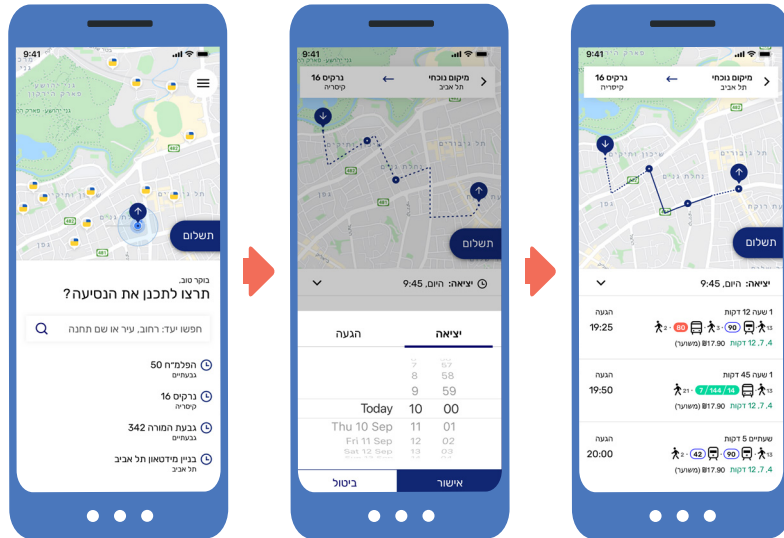
Select a profile to receive a discount



* Screen shots are for illustrative purposes only.

Plan your journey

Set your point of departure and select the appropriate result

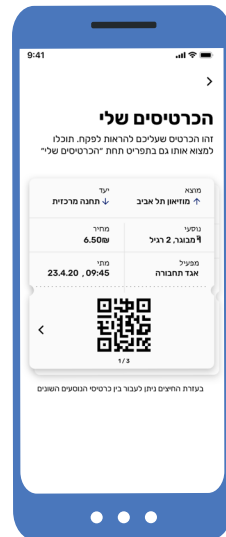


Set your destination

Select departure time

Choose the best search result

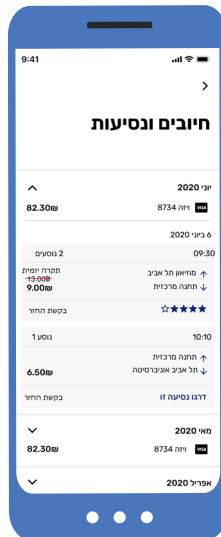
Show the inspector your validation QR code



Send feedback



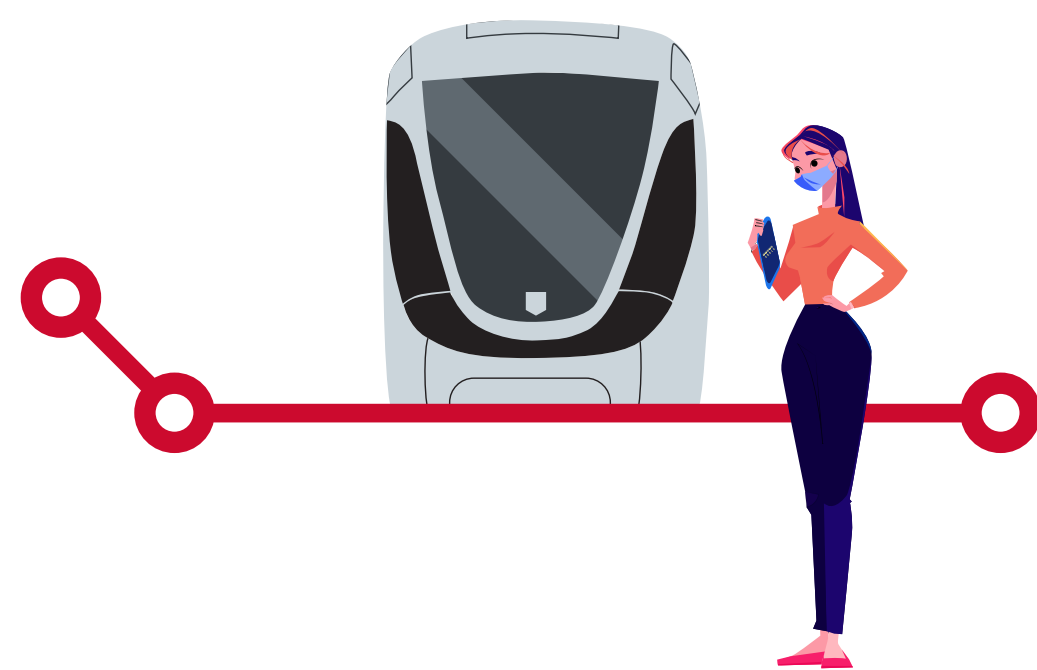
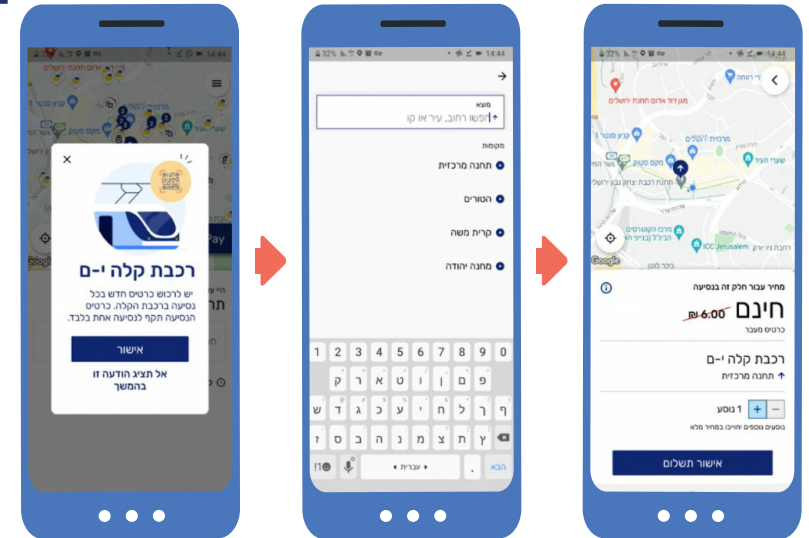
View your transaction history



* Screen shots are for illustrative purposes only.

Validate

When you reach the light rail station, start your app and receive validation with a QR code. Hop on the light rail and enjoy your trip. From now on, you may validate your trip on the light rail or bus by using your smartphone. You may use various forms of transport up to a distance of 15 kilometers or 90 minutes from time of validation.



* Screen shots are for illustrative purposes only.

How do I use the app on the bus?



- 1 Download the app to your smartphone from the app store and register for the service.
- 2 Scan the QR code when you board the bus.
- 3 Take a seat.
- 4 On the app, set your destination or the distance you will travel for each section.
- 5 Have a good trip.
- 6 At the end of the month, you are charged according to the trips you've made, and will be given any discounts for which you are eligible.

Please note:

- You must scan the QR code for each trip, including when changing bus lines within the allocated 90 minutes.
- There is no need to scan the QR code at the end of your trip.

How is payment calculated?

- Rates on the light rail are calculated the same way as bus rates - based on the beginning and end points of your trip.

Please make sure to validate your journey on all forms of transport.

- Payment is for the trip selected, for a distance of up to 15 kilometers and for 90 minutes from validation, including on trips that combine bus and light rail. Note that when you enter your destination, you will receive recommendations regarding routes and transport methods.



What is the daily limit and how is it calculated?

The daily limit is based on the greatest distance a passenger traveled in a single day. For example, someone who traveled a total of 25 km in one day (see table below) will pay NIS 20.5 for that day (excluding travel on Israel Railways), no matter how many trips they had that day, within a 25 km range.

If the cost of the entire day's travel is lower than the upper limit, passengers will pay for actual trips made. This means that all trips in one day are calculated based on the lower of the two options: daily limit, or the sum of single travel rates that day (after deducting 90-minute free transfer and any individual concessions).

Daily limits are calculated per calendar day, beginning and ending at 00:00.





Attention! Additional discounts are given at the end of the month...

The smart app calculates the sum due for payment at the end of every month and gives passengers further discounts, according to the overall sum of monthly travel.

For example, for every amount between NIS 195.51 and NIS 391.5, there is a further 75% discount for the sum above NIS 195.5. A passenger whose total travel fare amounts to NIS 300 will pay only NIS 221.6.

Level	Discount brackets	Discount	Total use	Effective discount	How much I will actually pay
1	Up to 195.5 ₪	0%	100	0.00	100.00
		0%	150	0.00	150.00
2	391.5 -195,51 ₪	75% discount above 195.5 ₪	250	40.88	209.13
			359	115.88	234/13
3	391.51-978.5 ₪	50% discount above 391.51 ₪	500	201.25	296.75
			950	426.25	521.75
4	978.51 ₪ & above	25% discount above 978.51 ₪	1300	520.88	779.13

* Maximum cumulative fare for each level

* According to the price control order that came into effect as of 01/02/2021




FQA

- .1 Will my Rav-Kav card be canceled?**
Don't worry: Rav-Kav is here to stay! You may continue using your Rav-Kav along with the apps, but Rav-Kav does not sync with your apps.
- .2 Does the 90-minute free transfer apply with the app?**
Yes. A 90-minute transfer can be used on all forms of public transport within the same day when traveling within a radius of 15 km from your initial point of departure.
- .3 How do I show an inspector I have validated my journey?**
If you are asked by an inspector to show that you have validated your journey, show the inspector the barcode on your app. Note that you must validate each section of your journey on all forms of public transport.
- .4 Do discounts still apply when using the app? e.g. Senior citizens, disabled, students and youth?**
All discounts for eligible travelers remain unchanged when paying with the app, except the expanded Student Discount profile and National Service. When registering, make sure to follow instructions to receive the appropriate discounts. to receive concessions.
- .5 Do I have to register my credit card details?**
Yes. You cannot complete registration without filling in your credit card details and you will not be able to use the app.
- .6 Are all apps valid for use on the Jerusalem Light Rail?**
Yes. All three apps are valid for use on the light rail.
- .7 Where can I find the barcode I need to scan to pay for my journey?**
There is no need to scan the QR code before getting on the light rail. All you need to do is start the app and set the departure point for your light rail trip.
- .8 What if I didn't have time to validate my journey before getting on the light rail?**
You must validate your journey before getting on the light rail.
- .9 When do I validate on a combined bus and light rail journey?**
You must validate on every section of the journey: Before getting on the light rail and when you get on the bus.
- .10 Can I use the app to validate more than one passenger?**
Yes, on the app you may set the number of travelers on your trip.
- .11 Can I use the app for a combined light rail and Israel Railways journey?**
No, you need to pay for and validate both journeys separately - on the light rail and on Israel Railways.
- .12 Is travel with the app on the light rail the same as on buses?**
Yes, the app can be used on all forms of public transport, including: Israel Railways, the Jerusalem Light Rail, and all bus routes.

Cfir *2779
www.cfir.co.il

www.pti.org.il

National
Information
Center
*8787



משרד התחבורה
והבטיחות בדרכים

לפח